


TLR





IP 20 CLASSI Ⓢ 960°C ⚡ Ⓢ Ⓢ CE

24

*maJELITE*

TLR3



- Body** : in trimmed sheet steel, chemically treated surface to corrosion class II by high pressure spraying at 2.5 bar before its finally electro-statically powder coated with a 60 micron thermo-hardened polyurethane powder, stabilized and UV protected.
- Optics** : made of 99.85 % pure anodized double-parabolic aluminum reflector and cross blades to CIBSE LG3 -CAT2 specification for luminance less than 200cd/m<sup>2</sup> for 55 degrees cut-of angle
- Electrical** : 240v/50Hz supply, 105<sup>o</sup> heat resistant PVC wire, 3-P terminal block in polyamide material.
- Options** : different dimensions, lumens output, wattages, and other variants are available upon request. Please refer to page no 170 for some common variants and add suffix to below model reference, wherever applicable.

Model Ref.	LED Lumens / Wattage	L x W x H (mm)
TLR3-3500/27	4350/24.6.	597 x 597 x 50
TLR4-4600/36	5800/32.8.	597 x 597 x 50

**Note** : Lumens & Wattages are subject to change due to the fast developments in LED technology.



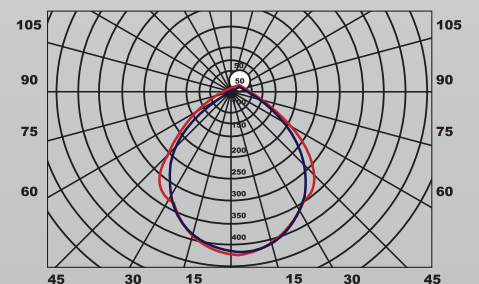
## How to Specify :

597x597mm Recessed modular fitting made of trimmed sheet steel, powdercoated to corrosion class II, with injected moulded micro embossing 3-layer LED diffusers.

**MAJELITE**

25

Luminous Intensity Distribution



Luminous intensity (cd/klm) in level C 0° - 180°  
Luminous intensity (cd/klm) in level C 90° - 270°