

# T5LS




IP 20 CLASSI Ⓢ 960°C ⚡ Ⓞ CE Ⓜ 05

98


**maJELITE**



SA



CA



- Body** : in trimmed sheet steel, chemically treated surface to corrosion class II by high pressure spraying at 2.5 bar before its finally electro-statically powder coated with a 60 micron thermo-hardened polyurethane powder, stabilized and UV protected.
- Optics** : made of 99.85 % pure anodized double-parabolic aluminum reflector and cross blades with perforated metal separating strips to CIBSE LG3 -CAT2 specification for luminance is less than 200cd/m<sup>2</sup> for 55 degrees cut-of angle
- Electrical** : 240v/50Hz supply, 105° heat resistant PVC wire, 3-P terminal block in polyamide material.
- Options** : different optical arrangement, LED options, and other variants are available upon request. Please add suffix to the code for different optical arrangements.

Model Ref.	Lamp(s) Wattage, Holder	L x W x H (mm)
T5LS214	2x14W,G5	620x300x90
T5LS414	4x14W,G5	620x620x90
T5LS228	2x28W,G5	1220x300x90
T5LS235	2x35W,G5	1520x320x90

**Note** : Fittings can be supplied with dimmable ballasts ,and emergency conversion kits upon request. Please refer to page No. 170 for some common variants.



Utilization Factors

Model T5LS414

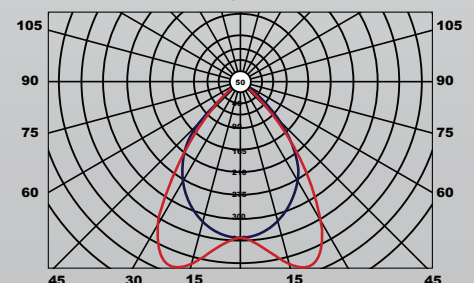
Room Reflectance			Room Index								
C	W	F	0.75	1.00	1.25	1.50	2.00	2.50	3.00	4.00	5.00
0.7	0.5	0.2	0.59	0.65	0.70	0.72	0.77	0.8	0.81	0.84	0.85
0.7	0.3	0.2	0.56	0.62	0.66	0.69	0.73	0.75	0.77	0.8	0.82
0.7	0.1	0.2	0.50	0.56	0.61	0.64	0.68	0.72	0.74	0.77	0.79
0.5	0.5	0.2	0.43	0.49	0.53	0.56	0.60	0.63	0.65	0.67	0.68
0.5	0.3	0.2	0.44	0.55	0.53	0.56	0.59	0.61	0.62	0.64	0.65
0.5	0.1	0.2	0.39	0.45	0.49	0.51	0.55	0.58	0.60	0.62	0.63
0.3	0.5	0.2	0.37	0.43	0.47	0.49	0.53	0.55	0.57	0.58	0.59
0.3	0.3	0.2	0.36	0.43	0.45	0.47	0.51	0.53	0.54	0.55	0.56
0.3	0.1	0.2	0.35	0.42	0.44	0.46	0.49	0.51	0.53	0.54	0.55
0.0	0.0	0.0	0.35	0.40	0.43	0.45	0.49	0.51	0.52	0.53	0.54

LOR=54.6% , DLOR=54.6%, ULOR=0.0%, SHR NOM=1.25, SHR MAX=1.35, SHR TR=1.55,  
UF tables for other lamp wattage are available upon request.

## How to Specify :

Surface modular fitting made of Zinc and powder coated steel with self latching CIBSE LG3 CAT2 mirror finish louver in one piece frame. Similar to Majelite T5LS...

Luminous Intensity Distribution



Luminous intensity (cd/klm) in level C 0° - 180°  
Luminous intensity (cd/klm) in level C 90° - 270°