



SRLR



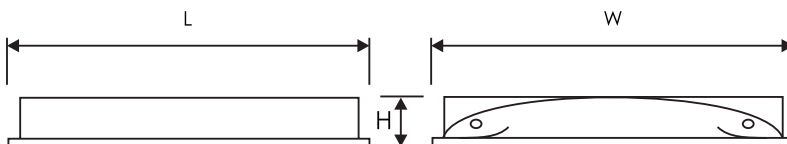
IP 20 CLASS I Ⓢ 960°C F Ⓢ CE Ⓢ EN 05



- Body** : in trimmed sheet steel, chemically treated surface to corrosion class II by high pressure spraying at 2.5 bar before its finally electro-statically powder coated with a 60 micron thermo-hardened polyurethane powder, stabilized and UV protected.
- Optics** : made of double side white concaved micro perforated metal reflector.
- Electrical** : 240v/50Hz supply, 105° heat resistant PVC wire, 3-P terminal block in polyamide material.
- Options** : different optical arrangement , LED options, and other variants are available upon request. Please add suffix to the code for different optical arrangements.

Model Ref.	Lamp(s) Wattage, Holder	L x W x H (mm)
SRLR236	2x36W, 2G11	597x597x90
SRLR255	2x55W, 2G11	597x597x90
SRLR214	2x14W, G5	597x597x90

Note : Fittings can be supplied with Magnetic/Electronic/Dimmable ballasts and emergency conversion kits upon request. Please refer to page No. 170 for some common variants.



Utilization Factors

Model SRLR236

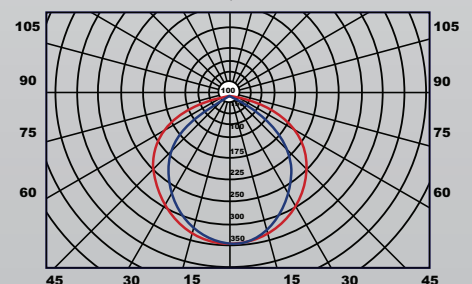
Room Reflectance			Room Index									
C	W	F	0.75	1.00	1.25	1.50	2.00	2.50	3.00	4.00	5.00	
0.7	0.5	0.2	0.34	0.38	0.43	0.46	0.50	0.53	0.55	0.58	0.59	
0.7	0.3	0.2	0.28	0.34	0.38	0.41	0.46	0.50	0.52	0.55	0.57	
0.7	0.1	0.2	0.24	0.30	0.35	0.38	0.43	0.47	0.49	0.53	0.55	
0.5	0.5	0.2	0.31	0.37	0.41	0.44	0.48	0.51	0.53	0.55	0.57	
0.5	0.3	0.2	0.27	0.33	0.37	0.41	0.45	0.48	0.50	0.53	0.55	
0.5	0.1	0.2	0.24	0.30	0.34	0.38	0.42	0.46	0.48	0.51	0.54	
0.3	0.5	0.2	0.31	0.36	0.40	0.43	0.46	0.49	0.51	0.53	0.55	
0.3	0.3	0.2	0.27	0.32	0.37	0.40	0.44	0.47	0.49	0.52	0.53	
0.3	0.1	0.2	0.24	0.30	0.34	0.37	0.42	0.45	0.47	0.50	0.52	
0.0	0.0	0.0	0.23	0.28	0.32	0.35	0.40	0.42	0.45	0.47	0.49	

LOR=54.8% , DLOR=54.8%, ULOR=0.0%, SHR NOM=1.25, SHR MAX=1.45, SHR TR=1.61, UF tables for other lamp wattage are available upon request.

How to Specify :

Recessed modular fitting made of Zinc and powder coated steel with double concaved back reflector similar to Majelite SRLR.....

Luminous Intensity Distribution



Luminous intensity (cd/klm) in level C 0° - 180°
Luminous intensity (cd/klm) in level C 90° - 270°