



RL



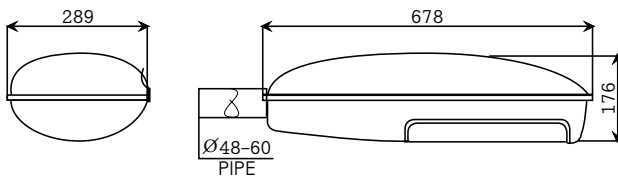
IP 65 CLASS I Ⓢ 960°C ⚡ Ⓢ Ⓢ CE

154

*maJELITE*



- Body** : made of high pressure die-cast A360 aluminum alloy finished to corrosion class III by high pressure spraying at 2.5 bar before its finally electro-statically powder coated with a 60 micron thermo-hardened polyester powder, stabilized and UV protected.
- Optics** : is made of 99.85 % pure anodized aluminum reflector and protected by a toughened glass cover.
- Design** : Two compartment construction housing separating the optical compartment from the gear compartment
- Electrical** : 240v/50Hz supply, 180° silicone heat resistant wire, 3-P terminal block in ceramic material.
- Options** : different optical arrangement , LED options, and other variants are available upon request.



Model Ref.	Lamp(s) Wattage, Holder	L x W x H (mm)
RL70S	70W, Sodium, E40	721x360x309
RL70H	70W, Halide, E40	721x360x309
RL150S	150W, Sodium, E40	721x360x309
RL250H	250W, Halide, E40	721x360x309
RL250S	250W, Sodium, E40	721x360x309
RL400H	400W, Halide, E40	721x360x309
RL400S	400W, Sodium, E40	721x360x309

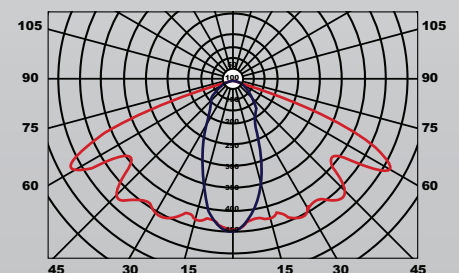
## How to Specify :

Road light made of cast aluminum body with two compartment housing, removable gear tray, IP 54 housing and IP 65 optical compartment. Similar to MajeLite RL...

**MAJELITE**

155

### Luminous Intensity Distribution



Luminous intensity (cd/klm) in level C 0° - 180°  
Luminous intensity (cd/klm) in level C 90° - 270°