



DDLIP



IP 65 CLASS I ⚡ 960°C ⚠ Ⓢ Ⓜ

126

maJELITE



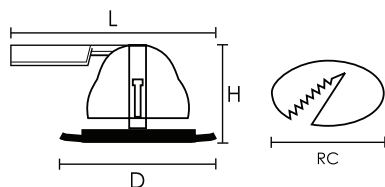
- Body** : made of Galvanized Steel with the frame made of high pressure die-cast aluminum alloy finished to corrosion class II by high pressure to spraying at 2.5 bar before its finally electro-statically powder coated with a 60 micron thermo-hardened polyester powder, stabilized and UV protected.
- Optics** : is made of high purity anodized spun aluminum fac-eted reflector and a frosted glass lens.
- Electrical** : 240v/50Hz supply, 105° heat resistant PVC wire, 3-P terminal block in polyamide material or ceramic for HID lamps.
- Options** : LED options and other variants are available upon request. Please add suffix to the code for different optical arrangements.

How to Specify :

Recessed downlight with cast aluminum frame and Galvanized steel gear housing, frosted glass with bottom adjusted fixing clips, IP65 Similar to Majelite DDLIP.....

Model Ref.	Lamp(s) Wattage, Holder	D x L x H x RC (mm)
DDLIP20M-118	1x18W,G24	220X330X110X185
DDLIP20M-218	2x18W,G24	220X330X110X185
DDLIP20M-70H	1x70W,RX7s	220X330X110X185
DDLIP20M-150H	1x150W,RX7s	220X330X110X185

Note : Fittings can be supplied with Magnetic/Electronic/Dimmable ballasts ,and emergency conversion kits upon request. Please refer to page No. 170 for some common variants.



Utilization Factors

Model IP-DDLIP

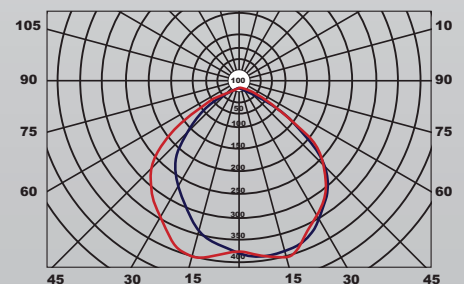
Room Reflectance			Room Index								
C	W	F	0.75	1.00	1.25	1.50	2.00	2.50	3.00	4.00	5.00
0.7	0.5	0.2	0.40	0.45	0.49	0.52	0.57	0.60	0.61	0.63	0.65
0.7	0.3	0.2	0.36	0.41	0.46	0.49	0.54	0.57	0.59	0.62	0.63
0.7	0.1	0.2	0.33	0.39	0.44	0.47	0.52	0.55	0.57	0.60	0.62
0.5	0.5	0.2	0.40	0.45	0.49	0.52	0.55	0.58	0.59	0.61	0.62
0.5	0.3	0.2	0.36	0.42	0.46	0.49	0.53	0.56	0.57	0.60	0.61
0.5	0.1	0.2	0.35	0.39	0.43	0.47	0.51	0.54	0.56	0.58	0.60
0.3	0.5	0.2	0.38	0.44	0.48	0.50	0.54	0.56	0.57	0.59	0.60
0.3	0.3	0.2	0.35	0.41	0.45	0.48	0.52	0.54	0.56	0.58	0.59
0.3	0.1	0.2	0.32	0.39	0.43	0.46	0.50	0.53	0.54	0.57	0.58
0.0	0.0	0.0	0.30	0.38	0.41	0.45	0.49	0.50	0.52	0.54	0.55

LOR=60.8%, DLOR=60.8%, ULOR=0.0%, SHR NOM= 1.50 , SHR MAX=1.60 , SHR TR =1.82
 UF tables for other lamp wattage are available upon request.

MAJELITE

127

Luminous Intensity Distribution



Luminous intensity (cd/klm) in level C 0° - 180°
 Luminous intensity (cd/klm) in level C 90° - 270°